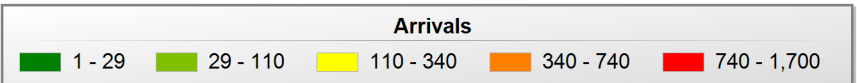
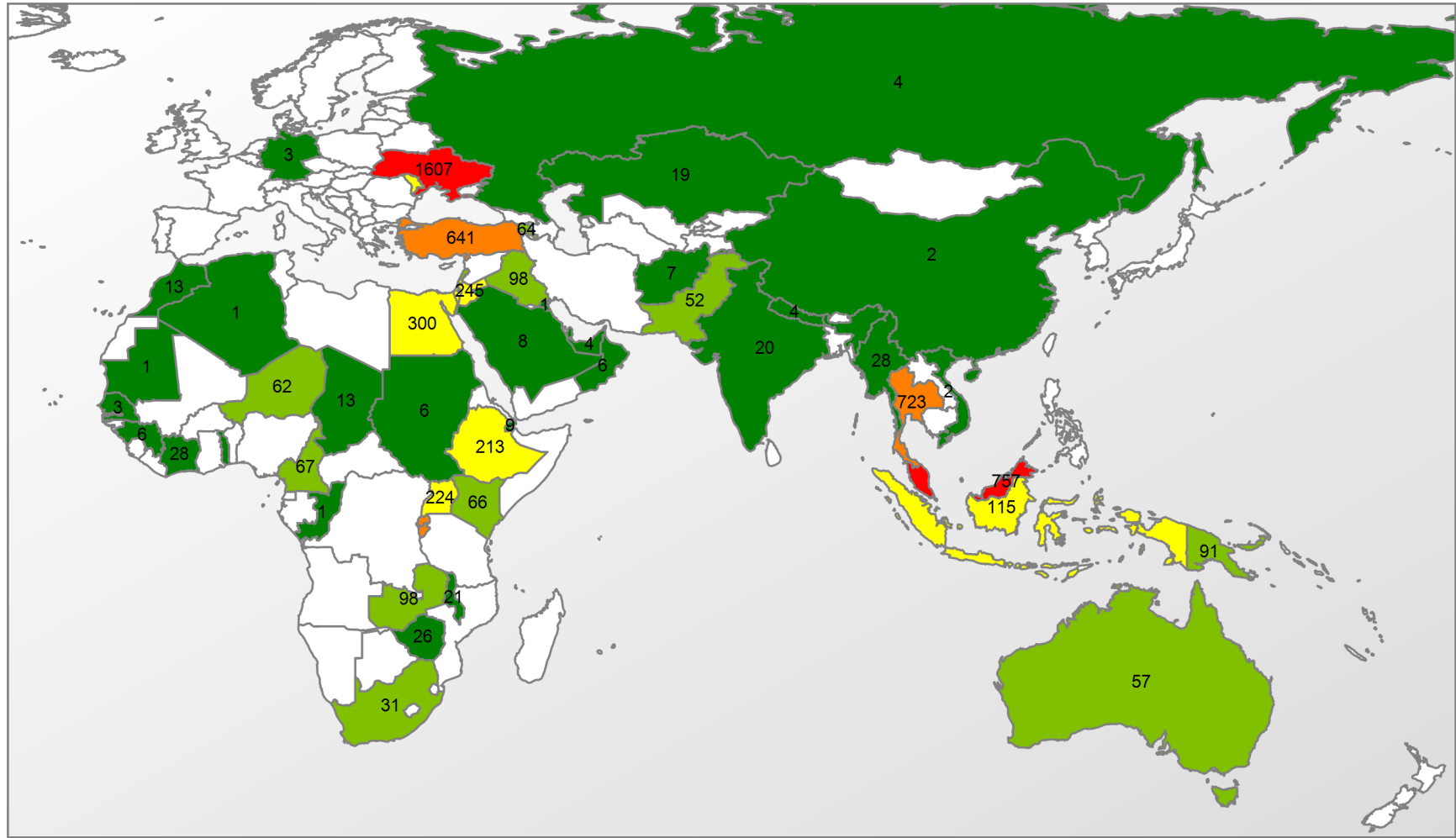


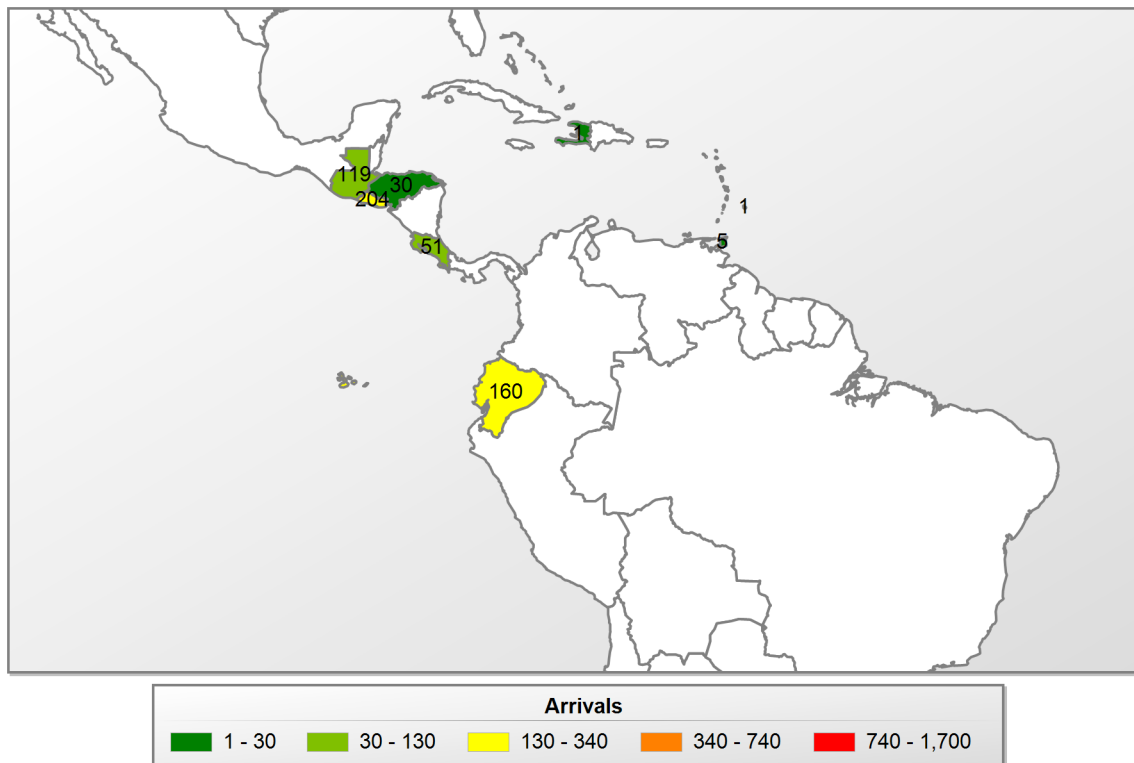
Department of State
 Bureau of Population, Refugees, and Migration
 Office of Admissions - Refugee Processing Center
 Refugee Arrivals by Processing Country
 All Nationalities

For the Reporting Period of October 1, 2019 through August 31, 2020

Cases: 4,054 **Individuals:** 9,188



Department of State
Bureau of Population, Refugees, and Migration
Office of Admissions - Refugee Processing Center
Refugee Arrivals by Processing Country
All Nationalities
For the Reporting Period of October 1, 2019 through August 31, 2020



Department of State
Bureau of Population, Refugees, and Migration
Office of Admissions - Refugee Processing Center
Refugee Arrivals by Processing Country
All Nationalities

For the Reporting Period of October 1, 2019 through August 31, 2020

Cases: 4,054

Individuals: 9,188

Country Location	Case	Inds
Afghanistan	2	7
Algeria	1	1
Armenia	31	64
Australia	38	57
Barbados	1	1
Belarus	61	159
Burma	12	28
Burundi	138	380
Cameroon	25	67
Chad	3	13
China	2	2
Congo	1	1
Costa Rica	25	51
Curacao	8	15
Dem. Rep. Congo	2	2

Country Location	Case	Inds
Haiti	1	1
Honduras	17	30
Hong Kong	4	10
India	10	20
Indonesia	52	115
Iraq	44	98
Israel	49	118
Ivory Coast	12	28
Jordan	65	245
Kazakhstan	7	19
Kenya	46	66
Kuwait	1	1
Lebanon	41	106
Malawi	11	21
Malaysia	370	757

Country Location	Case	Inds
Pakistan	14	52
Papua New Guinea	91	91
Qatar	1	2
Russia	1	4
Rwanda	334	641
Saudi Arabia	4	8
Senegal	2	3
South Africa	10	31
Sri Lanka (Ceylon)	81	151
Sudan	5	6
Tanzania	268	902
Thailand	313	723
Togo	14	28
Trinidad and Tobago	2	5
Turkey	279	641

Department of State
Bureau of Population, Refugees, and Migration
Office of Admissions - Refugee Processing Center
Refugee Arrivals by Processing Country
All Nationalities

For the Reporting Period of October 1, 2019 through August 31, 2020

Djibouti	3	9	Mauritania	1	1	Uganda	138	224
Ecuador	79	160	Moldova	115	308	Ukraine	598	1,607
Egypt	135	300	Morocco	13	13	United Arab Emirates	3	4
El Salvador	125	204	Nauru	44	45	United States of America	3	3
Ethiopia	107	213	Nepal	3	4	Vietnam	1	2
Germany	3	3	Niger	62	62	Zambia	44	98
Guatemala	62	119	Oman	5	6	Zimbabwe	9	26
Guinea	2	6						

*Please note Special Immigrant Visa (SIV) recipients who have elected and received U.S. Refugee Admissions Program (USRAP) Reception and Placement (R&P) benefits are not included in this report.

Based on the terms of a settlement in *Doe et al. v. Trump et al*, No. 17-0178 (W.D. Wash), certain refugee applicants that arrive in FY 2020 and any future fiscal years are counted toward the FY 2018 refugee admissions ceiling.